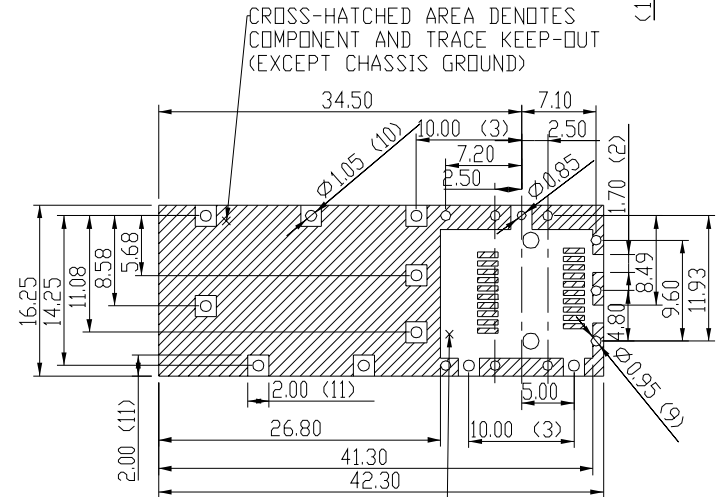
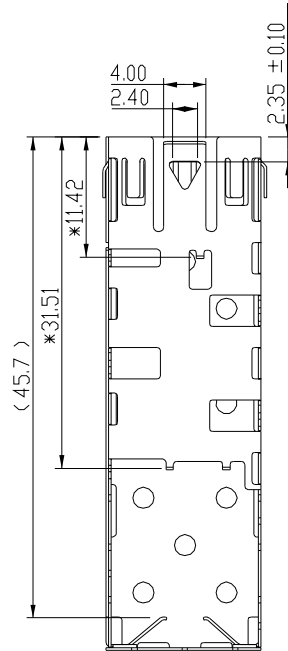
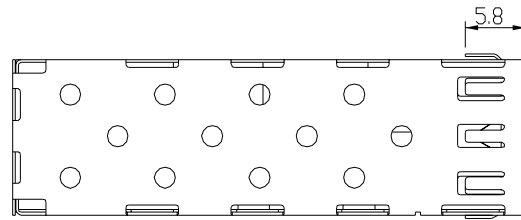


SCALE 1:1



CROSS-HATCHED AREA DENOTES COMPONENT AND TRACE KEEP-OUT (EXCEPT CHASSIS GROUND)

THIS AREA DENOTES COMPONENT KEEP-OUT (TRACES ALLOWED)
PCB LAYOUT THICKNESS=3.0mm (TOP VIEW)

- NOTE:
MECHANICAL:
SHIELD(CAGE) MATERIAL:
1. THICKNESS=0.25mm, COPPER ALLOY.
2. PLATED : NICKEL 50u"~110u"
3. RoHS COMPLIANT.

PART NUMBER
E81M0-WCYF8B-L

DETACHED LISTS	MM (INCH)	RoHS Compliant	Pulse A TECHNITROL COMPANY	
	TOLERANCES EXCEPT AS NOTED	TITLE	SFP GAGE	
	MM .0 ± 0.2 .00 ± 0.15 .000 ± 0.075	DF TO Cathy	DRAWING NO. CE813A35-LA	SIZE A3
	ANGLES ± 0.5	DATE 08/10/2006	/PART NO. SEE TABLE	REV 0
	THIRD ANGLE PROJECTION	SCALE : 2:1	DO NOT SCALE DRAWING	SHEET 1 OF 1